


INFORMATION

MATERIALS

MATERIALS

TEXTILE

STINSON - Adagio




Cliff Nautilus Pier Seaside Alpaca

STINSON - Criss Cross



Quicksilver Navy Henna Leaf Rain Greystone


MORBERN - Maverick



Cool Grey Olive Navy Dark Chocolate Cottage

SOLID SURFACE

HI-MAC



Toffee Grey Bright White

POWDER COAT



Bronze Black White Silver

SMARTSHIELD+

Colors and Information found on next two pages.

More Information:

Stinson - www.cfstinson.com

Morbern - www.morbern.com



The **Hygienic Solution** to Healthcare Seating

SmartShield+ is a premium coated seating option specifically formulated for the healthcare industry to provide the most dependable, hygienic and impermeable medical-grade surface available.

SEALED & SEAMLESS

The SmartShield+ barrier is non-porous and impermeable. Dirt, fluid, bed bugs and pathogens remain at the surface level which is easily cleaned and disinfected.

12 STANDARD COLORS

SmartShield+ colors have been hand selected to compliment any design requirement. Custom colors are also available for an additional fee.

HOSPITAL-GRADE TOUGH

SmartShield+ has been formulated to withstand the most common hospital-grade cleaning and disinfecting agents such as Rescue, Wex-Cide, CaviCide Virox 5 and Clorox Cleaner + Bleach.

CLEANING PROCESS

CARE MAINTENANCE

SmartShield+

Clean Code SW - Use warm water with a mild detergent with no more than 10% bleach content, i.e. Method, 409, and a cotton cloth.

Clean with water-based cleaning agents, foam or pure solvents that are petroleum-based. Oil based stains clean best with solvent cleaners.

Stains Use Clorox Cleaner + Bleach to remove or reduce staining.

Hi-MACS® Solid Surface

Clean Clean the entire top with a wet sponge or cloth, using a circular motion. Rinse/wipe with a damp cloth, and dry with paper towel or a soft cloth.

Stains HI-MACS® is non-porous so dirt, liquids and most chemicals sit on the surface and can be wiped away. However it is best to wipe up any spills as they happen.

Upholstery

Clean Code S - Clean with pure solvents that are petroleum distillate-based products. In addition, to regular vacuuming, clean using dry solvent for spot cleaning. Vacuum dust and dirt off to prevent build up.

Excessive water-based or detergent-based might cause excessive shrinkage. Water stains might become permanent

Stains Wipe spills and stains up quickly. Mop up excess liquid off the surface with a damp cloth. Use branded upholstery shampoo. Test sample area first.



SmartShield+ coated furniture is installed in healthcare facilities around the country and has resulted in (0) cases of product failure due to commonly used cleaning supplies. The cleaners shown above were tested in-house (wipe tests) and resulted in no visible or structural change to the SmartShield+ coating after many wipes and intentional puddling.

Additional Information for SmartShield+ products

Disinfect Common agents for disinfection such as 409, Lysol, or a 1:10 bleach/water solution may be used. Avoid using them in direct sunlight. Do not allow these products to remain on the surface. Spray on, wipe off and rinse residue off with clean water.

Note To avoid staining, immediately remove coffee, champagne, mayonnaise, red wine and other common staining agents.



SPECIFICATIONS

- Sealed and seamless
- Non-porous
- PVC and latex-free
- Superior cleanability
- Hospital cleaner tested
- Bed bug proof
- 3 year warranty
- Anti-slip protection



CLEANING

Clean stains as soon as possible with any hospital-grade detergent or disinfectant including Rescue, Wex-Cide, CaviCide Virox 5 and Clorox Cleaner + Bleach.



COLOR LAYER

Sealed, Moisture-Free Barrier
U.V. Inhibitors

REACTOR LAYER

PRIMER LAYER

FOAM

270-65 CAL 117
Density Rating: 2.70 lb/ft³
ILD Rating: 65



**100% POLYURETHANE +
FOAM CONSTRUCTION**

STANDARD SMARTSHIELD+ COLORS



Turquoise



Ruby



Robins Egg



Pewter



Light Blue



Smoke



Grape



Fern



Ocean



Midnight



Dark Grey



Camel

20" Guest Chair Shown

